




# TR-690 Ratchet Crimping Tool with 9-inch Aluminum Frame

For use with removable die sets

**Note:** Die sets not supplied with tool


## Instructions

**Warning:** Do Not Use On Energized Circuits




### Die Set Installation:

- Push and hold die release button to “OPEN” position to install die.
- Install top die in the upper Jaw, release die release button to lock die into jaw.
- Install bottom die in the lower Jaw, release die release button to lock die into jaw.
- Die set removal, Reverse of installation procedure.



### Jaw Tension Adjustment:

- Remove locking screw.
- Rotate tension adjustment: 1 for minimum jaw tension, 6 for maximum jaw tension.
- Replace locking screw.



## Die Set Selection Chart:

Die Set	Description
<b>M-1401</b>	Twinax Die Set
<b>M-1402</b>	RG-6, RG-174 Belden Type 8281 Cables
<b>M-1403</b>	RG-174, Mini 59 BNC/TNC
<b>M-1404</b>	N Series & RG-8/11
<b>M-1405</b>	RG-59, RG-6, 8281, 50 & 75 Ohm Cables
<b>M-1406</b>	RG-58, 59, 62, 6 & 8281
<b>M-1407</b>	For 3M/ST fiber optic Hex connectors
<b>M-1408</b>	For T & B fiber-optic connectors
<b>M-1409</b>	RG-58, RG-174 & 8281 for 50 & 75 Ohm
<b>M-1410</b>	AMP Thinwall Dual Crimp BNC
<b>M-1411</b>	Plenum & Non-Plenum Thinwire Cables RG-58 & 59
<b>M-1412</b>	Mini UHF & BNC/TNC 5 Cavity
<b>M-1413</b>	Fiber-Optic SMA, SMB or SFR
<b>M-1414</b>	AMP Optimate Fiber-Optic SMA or SFR Type
<b>M-1419</b>	RJ-11 for 2, 4, or 6 Position Modular Plugs
<b>M-1420</b>	RJ-11 DEC MMJ for 6 pos. mod. Plugs w/offset release tab
<b>M-1421</b>	RJ-45 - 8 pos. die set for keyed or non-keyed mod Plugs
<b>M-1422</b>	RJ-45 die set for 10 Position Modular Plugs
<b>M-1423</b>	RJ-11 die set for 2, 4, or 6 pos. w/primary strain relief
<b>M-1424</b>	RJ-45 AMP die set for 8 pos. Primary strain relief

### IMPORTANT NOTICE

Before using this product, you must evaluate it and determine if it is suitable for your intended application. You assume all risks and liability associated with such use.

**Warranty; Limited Remedy; Limited Liability.** This product will be free from defects in material and manufacture as of the date of purchase. **3M MAKES NO OTHER WARRANTIES INCLUDING, BUT NOT LIMITED TO, ANY IMPLIED WARRANTY OF MERCHANTABILITY OR FITNESS FOR A PARTICULAR PURPOSE.** If this product is defective within the warranty period stated above, your exclusive remedy shall be, at 3M's option, to replace or repair the 3M product or refund the purchase price of the 3M product. **Except where prohibited by law, 3M will not be liable for any loss or damage arising from this 3M product, whether direct, indirect, special, incidental or consequential regardless of the legal theory asserted.**



### Electrical Products Division

6801 River Place Blvd.  
Austin, TX 78726-9000  
[www.3M.com/elpd](http://www.3M.com/elpd)



*Printed on 50% recycled paper  
with 10% post-consumer*

Litho in USA  
©3M IPC 2001 78-8126-0364-1-A

# Mouser Electronics

Authorized Distributor

Click to View Pricing, Inventory, Delivery & Lifecycle Information:

3M:

[M-1414](#) [M-1408](#) [M-1411](#) [M-1410](#) [M-1405](#) [M-1402](#) [M-1406](#) [M-1407](#) [M-1409](#) [M-1401](#) [M-1403](#)